



## **BERNSTEIN CC-800**

Stainless steel enclosure and suspension systems

# Stainless steel technology to the highest standards

## An enclosure created to protect

The new generation of CC-800 stainless steel control enclosures provide a unique range of features designed to offer the ultimate protection and security in a wide range of harsh environments. It is ideally suited for use in applications where the use of stainless steel is a legal requirement.

Engineered to the highest standards, these high performance control enclosures are ideally suited to applications where the use of stainless steel protection is a legal requirement.

High quality workmanship, leading edge design and a high grade, durable material mean that the CC-800 offers performance benefits far in excess of those provided by enclosures made from alternative materials.

This engineering excellence is supported by an unrivalled commitment to customer service to ensure that the BERNSTEIN CC-800 will provide the perfect solution for your application. Special sizes, different surface finishes and a wide choice of suspension systems are just some of the options available, allowing BERNSTEIN stainless steel enclosures to fit seamlessly with your existing technology and provide the foundation for complete system integration.

### Product features

- Various standard sizes
- Modern design
- Foam seals
- Including earthing material and mounting plates
- IP65 / IP66 rated protection
- Lock and hinges mounted laterally outside the protected area
- Reinforced frame for improved stability

### Material

- Enclosure, front door and lock in stainless steel 1.403, 1.5 mm plate

### Surface finish

- Enclosure and front door, brushed stainless steel finish, grain size 320

### Available on request

- Special sizes
- IP69K rated protection
- Different surface finishes
- Wall mounting options (e.g. brackets)
- Special handles
- Additional components such as suspension systems, handles and keyboard shelf
- Alternative finishes

## CC-800 – Possible IP classes



### Minimum requirement IP69K

Lock and hinge outside the sealed area with all-round sealing edge

### Overview of IP classes

	1st digit		2nd digit
Type of protection	Contact protection	Foreign body protection	Water protection
<b>IP65</b>	Complete contact protection	Protection against infiltration of dust (dust-tight)	No damaging effects from sprayed water
<b>IP66</b>	Complete contact protection	Protection against infiltration of dust (dust-tight)	When temporarily submerged, water must not penetrate in damaging quantities
<b>IP67</b>	Complete contact protection	Protection against infiltration of dust (dust-tight)	When immersed, water must not penetrate in damaging quantities
<b>IP69K</b>	Complete contact protection	Protection against infiltration of dust (dust-tight)	Water that is aimed at the enclosure from all direction under greatly increased pressure must have no damaging effects (high-pressure steam jet cleaner 80-100 bar)

# Suspension system components CS-480 NR

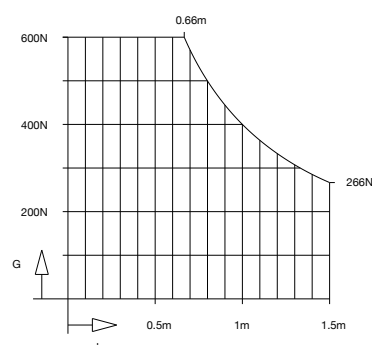








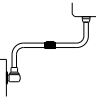

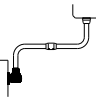














## Product description

The CS-480 NR is available in a wide range of model variations that provide a flexible solution for a wide range of applications. Support tubes can be shaped to exact customer specifications and to suit existing suspension components. Alternatively pre-shaped tubes and coupling sleeves are available from stock together with a wide range of suspension system components. This allows off the shelf solutions to be provided immediately for the vast majority of applications.

## System advantages


- Assembly apertures on bearing components
- Easy mounting by clamping the support tubes
- Torque preset at factory
- Material 1.4305
- Load bearing capacity 400 N at 1 m



Article	Size in mm	Article number	Weight	Image	Application example
<b>1</b>	<b>CC-800 control enclosure prepared for suspension system CS-480 NR</b>	310 x 300 x 180	180.1.1210.00		Standard front door – attached on right, at top for suspension system
		410 x 350 x 180	180.1.1220.00		
		410 x 400 x 180	180.1.1230.00		
		510 x 400 x 180	180.1.1240.00		
		610 x 550 x 250	180.1.1250.00		
<b>2</b>	<b>Coupling</b>	101.3.0501.00	1.4 kg		
	<b>Pivot coupling</b>	101.3.0503.00	1.0 kg		
<b>3</b>	<b>Tube, L-bend</b>	250 x 250	952.3.5000.01		
		500 x 500	952.3.5000.11		
<b>4</b>	<b>Coupling sleeve</b>	101.3.0512.00	1.5 kg		
<b>5</b>	<b>Wall joint, vertical</b>	101.3.0509.00	7.3 kg		
	<b>Wall coupling, vertical</b>	101.3.0510.00	7.3 kg		
	<b>Wall bracket, vertical</b>	101.3.0511.00	7.7 kg		
<b>6</b>	<b>Rotary base socket, internal mounting</b>	101.3.0506.00	3.8 kg		
<b>7</b>	<b>Rotary base socket, external mounting</b>	101.3.0505.00	4.2 kg		
		<b>Base socket/wall flange</b>	101.3.0502.00		
	<b>Base socket, pivot coupling</b>	101.3.0504.00	1.9 kg		
	<b>Rotary base coupling, external mounting</b>	101.3.0507.00	4.5 kg		
	<b>Rotary base coupling, internal mounting</b>	101.3.0508.00	4.1 kg		
<b>8</b>	<b>Support tubes, 48.3 mm outside diameter, wall thickness 3.6 mm Straight tubes</b>	250	952.3.5010.00	1.0 kg	
		500	952.3.5020.00	1.9 kg	
		750	952.3.5030.00	2.9 kg	
		1000	952.3.5040.00	4.0 kg	
		1250	952.3.5050.00	4.9 kg	
		1500	952.3.5060.00	5.8 kg	

# Suspension system components

## CS-600 NR



### Product description






























The CS-600 NR suspension system has been specifically developed for mounting control enclosures in hygienic areas in the food and pharmaceutical industries.

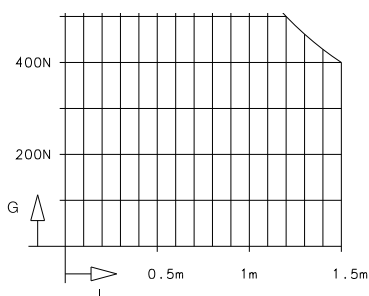
The CS-600 NR makes it possible to mount units at an angle without the need for expensive especially shaped support tubes.

The user can build up the modular suspension system easily and flexibly from individual components available from stock.

### System advantages

- Assembly apertures on bearing components
- No external screws or dirt collecting edges – easy cleaning
- Fast mounting by clamping to the support tubes
- All components vibration protected
- Load bearing capacity 600 N at 1 m
- Material 1.4305
- IP66 / NEMA 4x rated protection
- Diverse range of components for unlimited combination options

Article	Size in mm	Article number	Weight	Image	Cable leadthrough*	Application example
<b>1</b> <b>CC-800 control enclosure prepared for suspension system CS-600 NR</b>	310 x 300 x 180	180.1.4210.00				Standard front door – attached on right, at top for suspension system
	410 x 350 x 180	180.1.4220.00				
	410 x 400 x 180	180.1.4230.00				
	510 x 400 x 180	180.1.4240.00				
	610 x 550 x 250	180.1.4250.00				
<b>2</b> <b>Coupling for attaching enclosure</b>		101.4.0501.00	2.2 kg			
<b>3</b> <b>Angled coupling for attaching enclosure</b>		101.4.0502.00	6.5 kg			
<b>4</b> <b>Angle joint</b>		101.4.0507.00	4.4 kg			
<b>5</b> <b>Wall joint</b>		101.4.0505.00	15.9 kg			
<b>6</b> <b>Rotary base socket, internal mounting</b>		101.4.0515.00	6.0 kg			
<b>7</b> <b>Rotary base socket, external mounting</b>		101.4.0504.00	5.7 kg			
<b>Base socket / wall flange</b>		101.4.0503.00	3.7 kg			
<b>Attachment joint, internal mounting</b>		101.4.0516.00	12.9 kg			
<b>Attachment joint, external mounting</b>		101.4.0506.00	13.5 kg			
<b>8</b> <b>Support tubes, 60.3 mm outside diameter, wall thickness 3.6 mm</b> <b>Straight tubes</b>	250 mm	952.3.0010.00	1.2 kg			
	500 mm	952.3.0020.00	2.5 kg			
	750 mm	952.3.0030.00	3.5 kg			
	1000 mm	952.3.0040.00	4.6 kg			
	1250 mm	952.3.0050.00	6.2 kg			
	1500 mm	952.3.0060.00	7.2 kg			



### \* Cable lead through

The different suspension system components provide varied amounts of space with cable lead throughs. The dimensioned openings at the narrowest point within the components are specified above.



**Switch technology –  
Economy meets safety**



**Sensor technology –  
Compact intelligence**



**Enclosure technology –  
Function and design**

[www.bernstein.eu](http://www.bernstein.eu)

## Contact

**International Headquarters  
BERNSTEIN AG**  
Tieloser Weg 6  
D-32457 Porta Westfalica  
Tel. +49 571 793-0  
Fax +49 571 793-555  
info@de.bernstein.eu  
www.bernstein.eu

**Denmark  
BERNSTEIN A/S**  
Tel. +45 7020 0522  
Fax +45 7020 0177  
info@dk.bernstein.eu

**United Kingdom  
BERNSTEIN Ltd.**  
Tel. +44 1922 744999  
Fax +44 1922 457555  
info@uk.bernstein.eu

**Austria  
BERNSTEIN GmbH**  
Tel. +43 2256 62070-0  
Fax +43 2256 62618  
info@at.bernstein.eu

**Switzerland  
BERNSTEIN (Schweiz) AG**  
Tel. +41 44 775 71-71  
Fax +41 44 775 71-72  
info@ch.bernstein.eu

**France  
BERNSTEIN S.A.R.L.**  
Tel. +33 1 64 66 32 50  
Fax +33 1 64 66 10 02  
info@fr.bernstein.eu

**Netherlands  
BERNSTEIN BV**  
Tel. +31 314 366088  
Fax +31 314 361256  
info@nl.bernstein.eu

**Italy  
BERNSTEIN S.r.l.**  
Tel. +39 035 4549037  
Fax +39 035 4549647  
info@it.bernstein.eu

**China  
BERNSTEIN Safe Solutions  
(Taicang) Co., Ltd.**  
Tel. +86 512 81608180  
Fax +86 512 81608181  
info@bernstein-safesolutions.cn

**Hungary  
BERNSTEIN Kft.**  
Tel. +36 1 4342295  
Fax +36 1 4342299  
info@hu.bernstein.eu

**Service Hotlines:**  
Products: +49 571 793-3000  
Orders: +49 571 793-3010